

# SPLOST Oversight Committee

June 16, 2021, 6:30 PM (Zoom)



# Agenda

---

- Introductions
- SPLOST 2017 Update
  - School Year 2021-2022, Soon to Be Completed Projects
    - Grady High School
    - Barack and Michelle Obama Academy
    - West Manor Elementary School
    - Field Houses at Carver HS & S. Atlanta HS
  - School Year 2021-2022, Active Projects
    - Morningside Elementary School
    - Remaining SPLOST 2017 Projects
- SPLOST 2017 Information Technology Update
- 2020 Facilities Condition Assessment Update
- SPLOST 2022 Resolution
- SPLOST 2022 Community Engagement Timeline
- Questions and Answers
- Adjournment

---

# SPLOST 2017 Update

School Year 2021-2022  
Soon to Be  
Completed Projects



# Grady High School (\$38.9 M)





# Grady High School



# Grady High School

---





# Grady High School

---





# Grady High School





# Grady High School



# Grady High School





# Barack & Michelle Obama Academy (\$11.8 M)

---




# Barack & Michelle Obama Academy

---





# Barack & Michelle Obama Academy





# Barack & Michelle Obama Academy (\$11.8 M)





# West Manor Elementary School (\$11.8 M)





# West Manor Elementary School





# West Manor Elementary School



# West Manor Elementary School





# West Manor Elementary School



# West Manor Elementary School

---





---

# SPLOST 2017 Update

## School Year 2021-2022

### Active Projects

# Morningside Elementary School (\$20.0 M)

---





# Morningside Elementary School





# Morningside Elementary School

---





# Morningside Elementary School (\$20.0 M)





# Morningside Elementary School





# Morningside Elementary School

---



# Field House at Carver High School





# Field House at S. Atlanta High School



S. Atlanta High School

# Remaining SPLOST 2017 Projects

---

- **Construction and Renovation**

- Field Houses

- M. Jackson HS
    - Mays HS
    - Therrell HS
    - Washington HS

- Field Houses - High Level Timeline

- Design, permitting, securing Construction Manager: May 2021 - Dec 2021
    - Estimated construction start: Jan 2022
    - Estimated construction completion: Aug 2022

- **Infrastructure**

- Turner MS (Kipp Collegiate) - Roof Replacement (Jun 2021)
  - Inman MS - Roof Replacement (Aug 2021)
  - Douglass HS - Cooling Tower & Boiler Replacement (Jul 2021 - Dec 2021)
  - Lakewood Stadium - Concrete Waterproofing (Aug 2021 - Feb 2022)
  - Benteen ES - HVAC Upgrade (Anticipated Completion: Summer 2022)

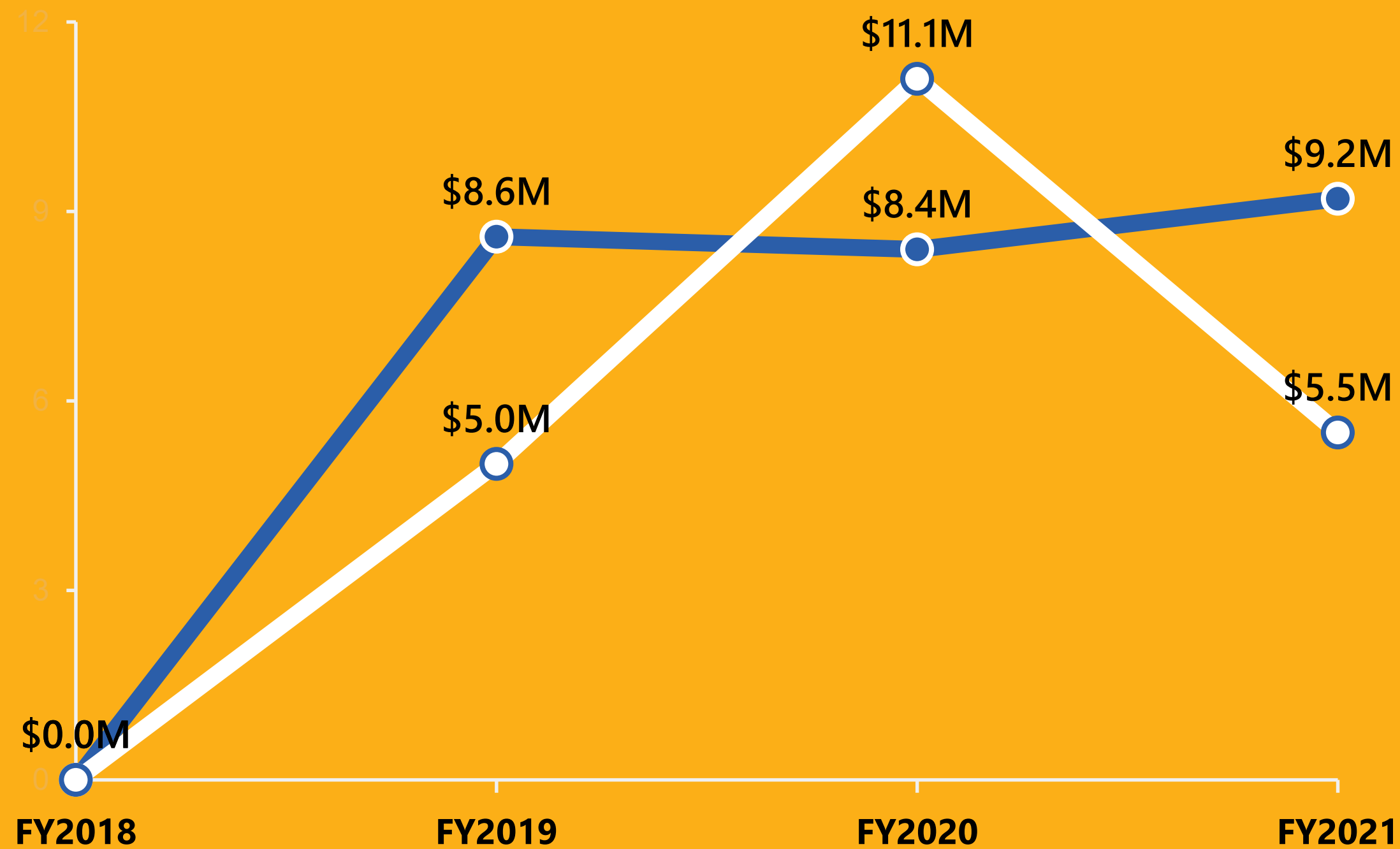


---

# SPLOST 2017 Information Technology Update

# SPLOST V FINANCIAL SUMMARY

## Receipts and Expenditures



Funds diverted in FY2018 to Howard Building Construction in Y1; Will receive in Y5 (FY2022).

## Summary of Spending

**\$10.2M** - Student Devices

**\$4.9M** - Implementation Services

**\$2.1M** - Network/Wireless Upgrade

**\$1.9M** - Technology Equipment

**\$1.3M** - Teacher/Staff Devices

**\$1.1M** - Interactive Technology/LED Panels

**\$0.1M** - School Moves

**\$21.6M**





## Student Devices

- Tab2Read Initiative – 7,500 iPads to first and second graders (FY18)
- T-Mobile Partnership – 8,000 Winbook devices to sixth, seventh and eighth graders (FY19)
- 4,000+ Chromebooks to ninth grade students (pre-pandemic, FY20)
- 40,000 devices to all APS students (traditional schools) – iPads to grades PreK & K; Touchscreen Chromebooks to grades 1 to 12 (FY21, FY22)
- 10,000 new hotspots to students (FY22)
- Initiatives are part-funded with CARES Act funds





# Network/ Wireless Upgrade



- Wireless augmentation in schools (gymnasiums, auditoriums, cafeterias, common areas etc.)
- Upgrade to older Meraki access point models in classrooms
- Wireless installations in new school buildings (i.e., Howard Middle School)
- Increase in network capacity to support significant increase in student devices



# Interactive Technology

- 1,500+ LED panels installed districtwide
- Targeted removal of older Promethean boards from classrooms, and rooms with no technology
- LED panels with 5-year support built into the contract for each board.
- Worked directly with schools, foundations, PTSA's etc., to purchase additional panels when possible
- Introduction of instructional software platforms to aid teachers
- 86" LED panels



---

# 2020 Facilities Condition Assessment Update



# State of the District's Physical Infrastructure

The background image shows a group of people in a professional setting, likely an engineering or construction office. They are wearing hard hats (one red, one white, one yellow) and are gathered around a large wooden table. They are reviewing large blueprints spread out on the table. Various drafting tools are visible on the table, including a compass, a ruler, a protractor, and a pair of glasses. The scene is brightly lit, suggesting a large window in the background.

2019-2020 Facilities Condition Assessment was completed by **Parsons Corporation**, one of the world's largest engineering, construction, technical and management services firm in partnership with **MGT of America, Incorporated**, a facilities master planning, facilities assessments, and space utilization company.

## BIG PICTURE OBSERVATION

"Atlanta Public Schools has achieved an overall district-wide FCI score of 11.76% (**FCA Score of 88.24**) which falls within the "Good" rating developed by Parsons and based on our national experience with publicly-funded institutions like K-12 schools. APS improved a full percentage-point since the 2015 assessment. This is a notable achievement, especially for a major urban district."

— Parsons Corporation

<b>Excellent</b> FCA Score > 90	<b>Good</b> FCA Score 80-89	<b>Fair</b> FCA Score 70-79	<b>Poor</b> FCA Score 60-69	<b>Unsatisfactory</b> FCA Score < 60
------------------------------------	--------------------------------	--------------------------------	--------------------------------	---



# BIG PICTURE: FACILITIES CONDITION ASSESSMENTS

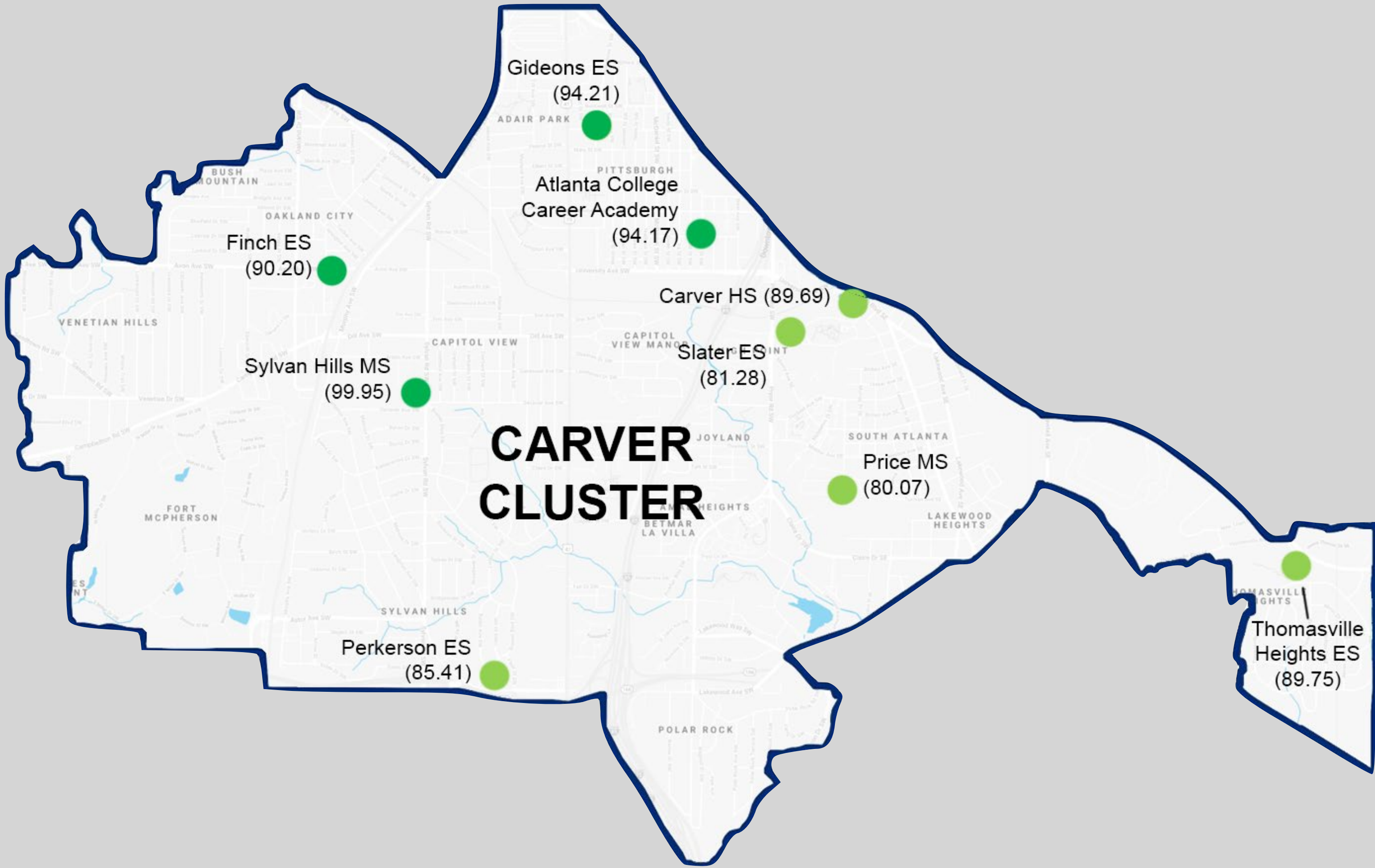
Facility Name		FCA Score	Count	Gross Area	Excellent FCA Score > 90		Good FCA Score 80-89		Fair FCA Score 70-79		Poor FCA Score 60-69		Unsatisfactory FCA Score < 60	
					Count	Gross Area	Count	Gross Area	Count	Gross Area	Count	Gross Area	Count	Gross Area
Atlanta Public Schools		88.24	104	12,602,827	53	6,959,606	24	3,182,757	9	879,684	8	913,823	10	666,957
Elementary		88.52	49	4,228,438	27	2,251,902	13	1,292,395	6	493,689	1	79633	2	110819
Middle		96.16	11	2,059,715	10	1,903,854	1	155861						
High		93.85	13	3,580,105	8	2,232,278	5	1347827						
*Charter		75.89	10	1,012,784	4	302,067	1	47,320	1	266648	2	220,213	2	176,536
Other		81.43	10	721,545	4	269,505	2	103,859	1	30,930	1	225,327	2	91,924
Relocation Site		68.05	11	1,000,240			2	235495	1	88,417	4	388,650	4	287,678

\*APS owned Facilities

# FACILITIES CONDITION SCORES (FCA) CARVER CLUSTER

Facility Name	FCA Score
Sylvan Hills Middle	99.95
Gideons Elementary	94.21
Atlanta College and Career Academy	94.17
Finch Elementary	90.20
Thomasville Heights Elementary	89.75
Carver High	89.69
Perkerson Elementary	85.41
Slater Elementary	81.28
Price Middle	80.07

Facility Assessment Reports:  
<https://www.atlantapublicschools.us/Page/43927>



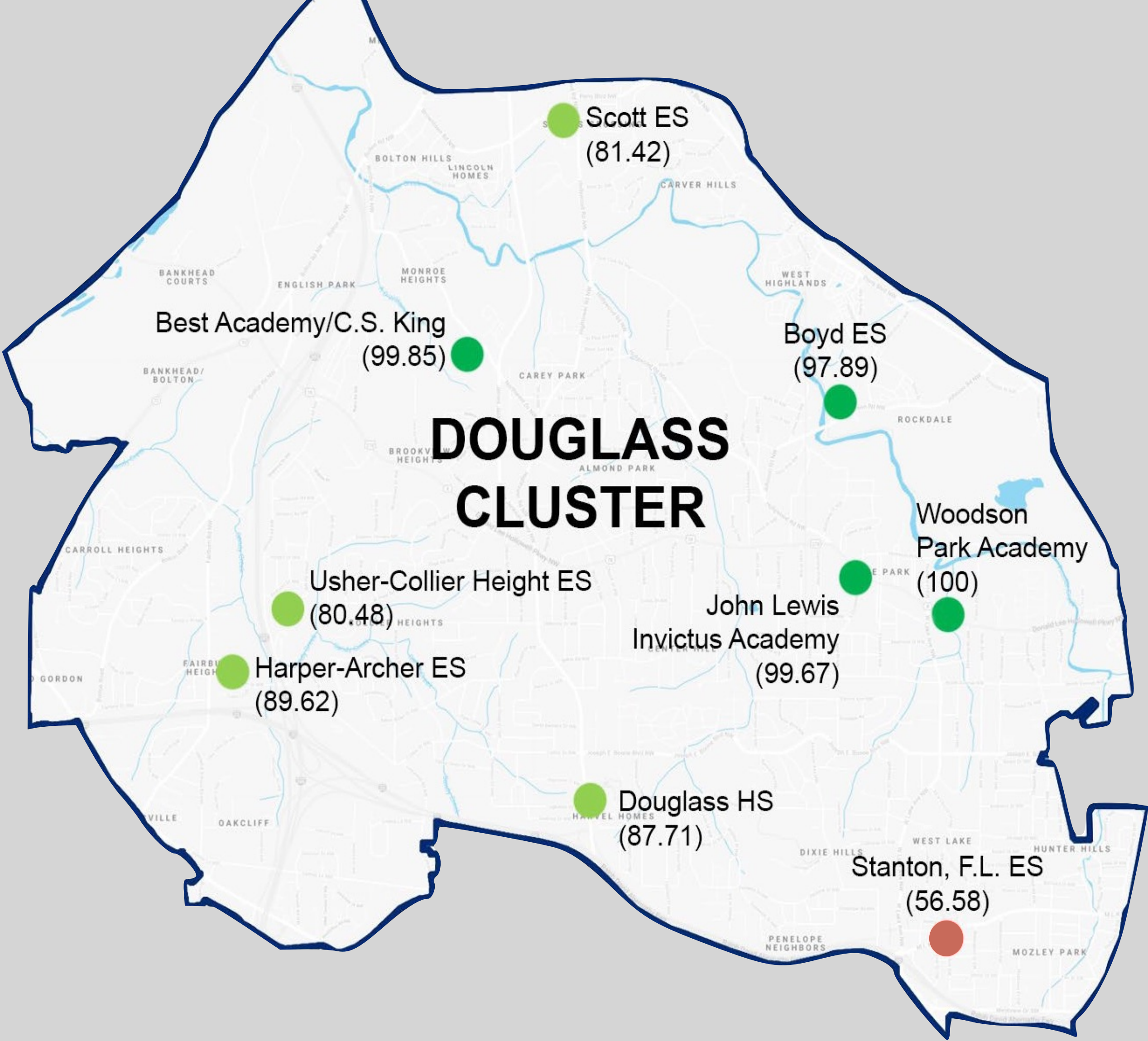
Excellent FCA Score > 90	Good FCA Score 80-89	Fair FCA Score 70-79	Poor FCA Score 60-69	Unsatisfactory FCA Score < 60
-----------------------------	-------------------------	-------------------------	-------------------------	----------------------------------



# FACILITIES CONDITION SCORES (FCA) DOUGLASS CLUSTER

Facility Name	FCA Score
Woodson Park Academy	100.00
BEST Academy/C.S. King	99.85
John Lewis Invictus Academy	99.67
Boyd Elementary	97.89
Harper-Archer Elementary	89.62
Douglass High	87.71
Scott Elementary	81.42
Usher-Collier Heights Elementary	80.48
Stanton, F. L. Elementary	56.58

Facility Assessment Reports:  
<https://www.atlantapublicschools.us/Page/43927>



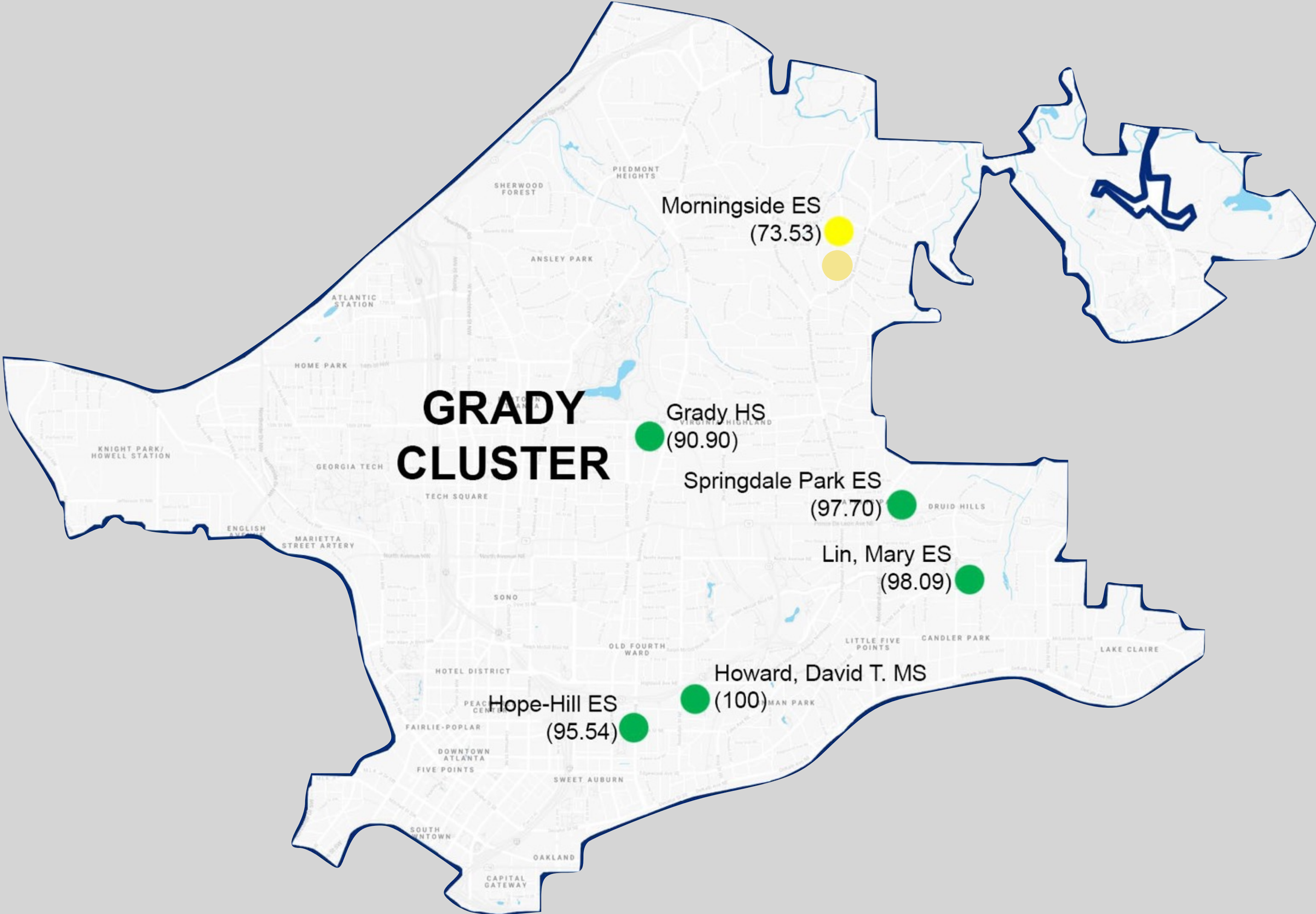
Excellent FCA Score > 90	Good FCA Score 80-89	Fair FCA Score 70-79	Poor FCA Score 60-69	Unsatisfactory FCA Score < 60
-----------------------------	-------------------------	-------------------------	-------------------------	----------------------------------



# FACILITIES CONDITION SCORES (FCA) GRADY CLUSTER

Facility Name	FCA Score
Howard, David T. Middle	100.00
Lin, Mary Elementary	98.09
Springdale Park Elementary	97.70
Hope-Hill Elementary	95.54
Grady High	90.90
*Morningside Elementary	73.53

\* Currently undergoing a \$20M renovation



Excellent FCA Score > 90	Good FCA Score 80-89	Fair FCA Score 70-79	Poor FCA Score 60-69	Unsatisfactory FCA Score < 60
-----------------------------	-------------------------	-------------------------	-------------------------	----------------------------------

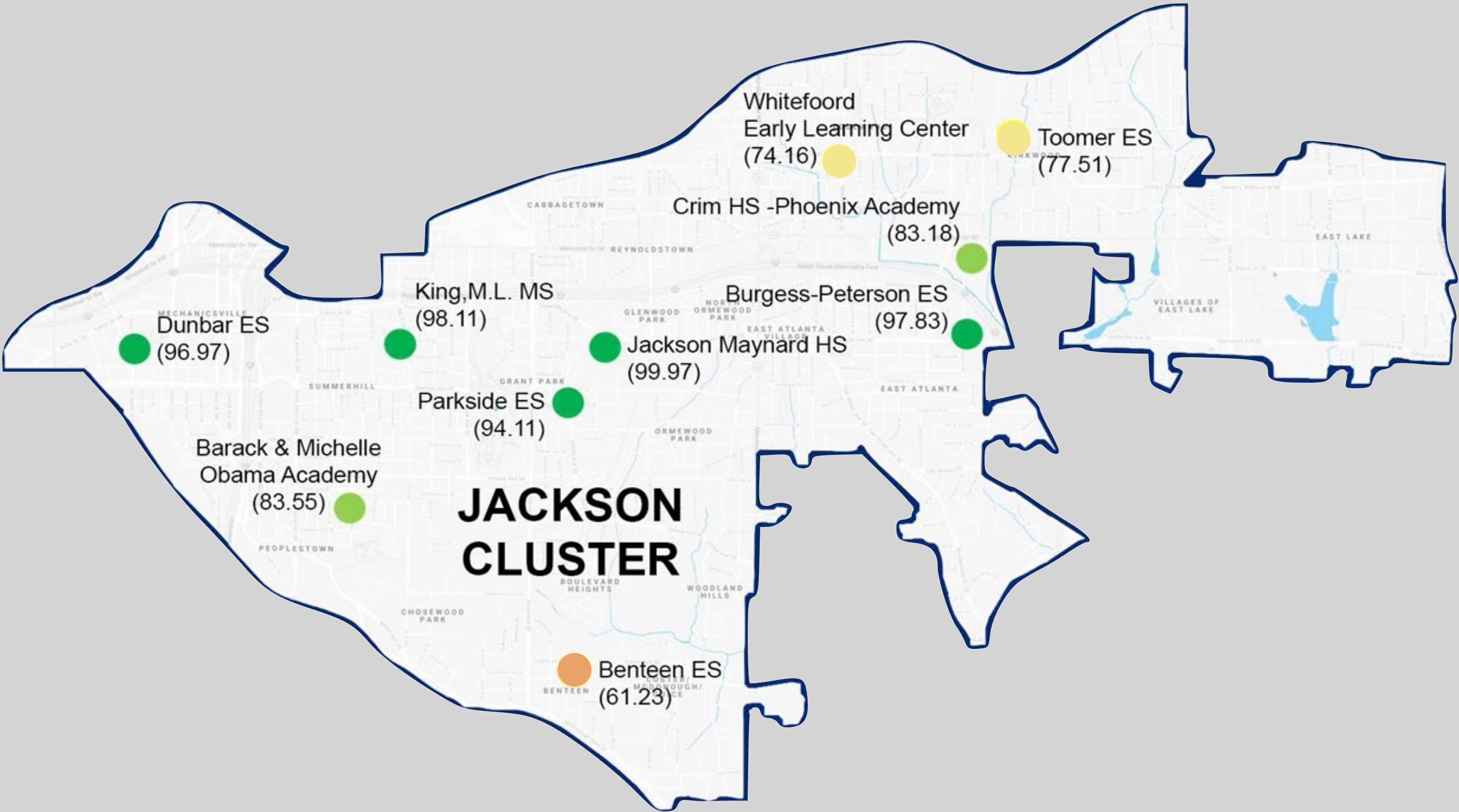


# FACILITIES CONDITION SCORES (FCA) JACKSON CLUSTER

Facility Name	FCA Score
Jackson, Maynard High	99.97
King, M.L. Middle	98.11
Burgess-Peterson Elementary	97.83
Dunbar Elementary	96.97
Parkside Elementary	94.11
Barack and Michelle Obama Academy	83.55
Crim HS -Phoenix Academy	83.18
Toomer Elementary	77.51
Whitefoord Early Learning Center	74.16
*Benteen Elementary	61.23

\*Comprehensive HVAC scheduled for summer 2022

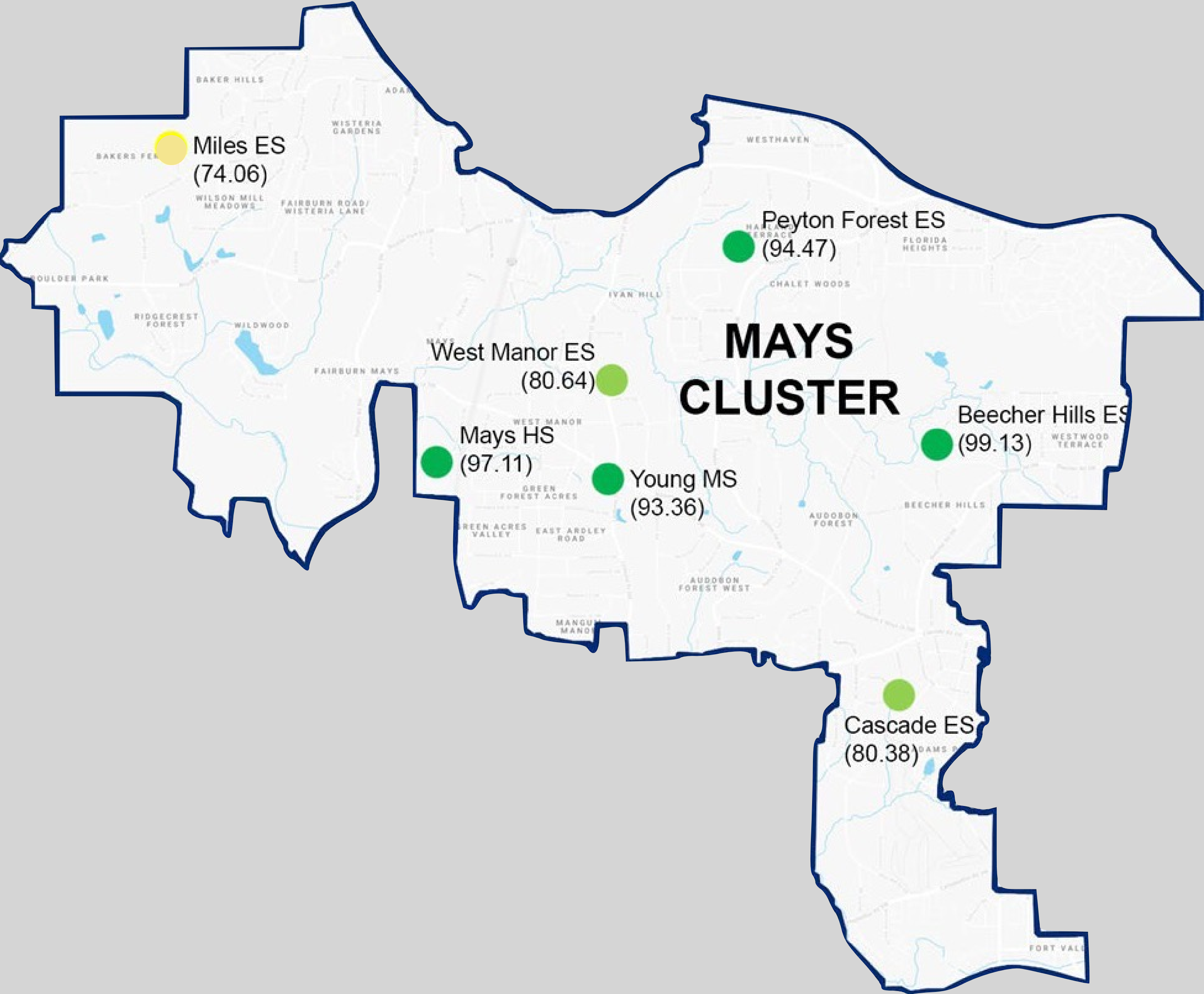
Facility Assessment Reports:  
<https://www.atlantapublicschools.us/Page/43927>



Excellent FCA Score > 90	Good FCA Score 80-89	Fair FCA Score 70-79	Poor FCA Score 60-69	Unsatisfactory FCA Score < 60
-----------------------------	-------------------------	-------------------------	-------------------------	----------------------------------

# FACILITIES CONDITION SCORES (FCA) MAYS CLUSTER

Facility Name	FCA Score
Beecher Hills Elementary	99.13
Mays High	97.11
Peyton Forest Elementary	94.47
Young Middle	93.36
West Manor Elementary	80.64
Cascade Elementary	80.38
Miles Elementary	74.06



Excellent FCA Score > 90	Good FCA Score 80-89	Fair FCA Score 70-79	Poor FCA Score 60-69	Unsatisfactory FCA Score < 60
-----------------------------	-------------------------	-------------------------	-------------------------	----------------------------------

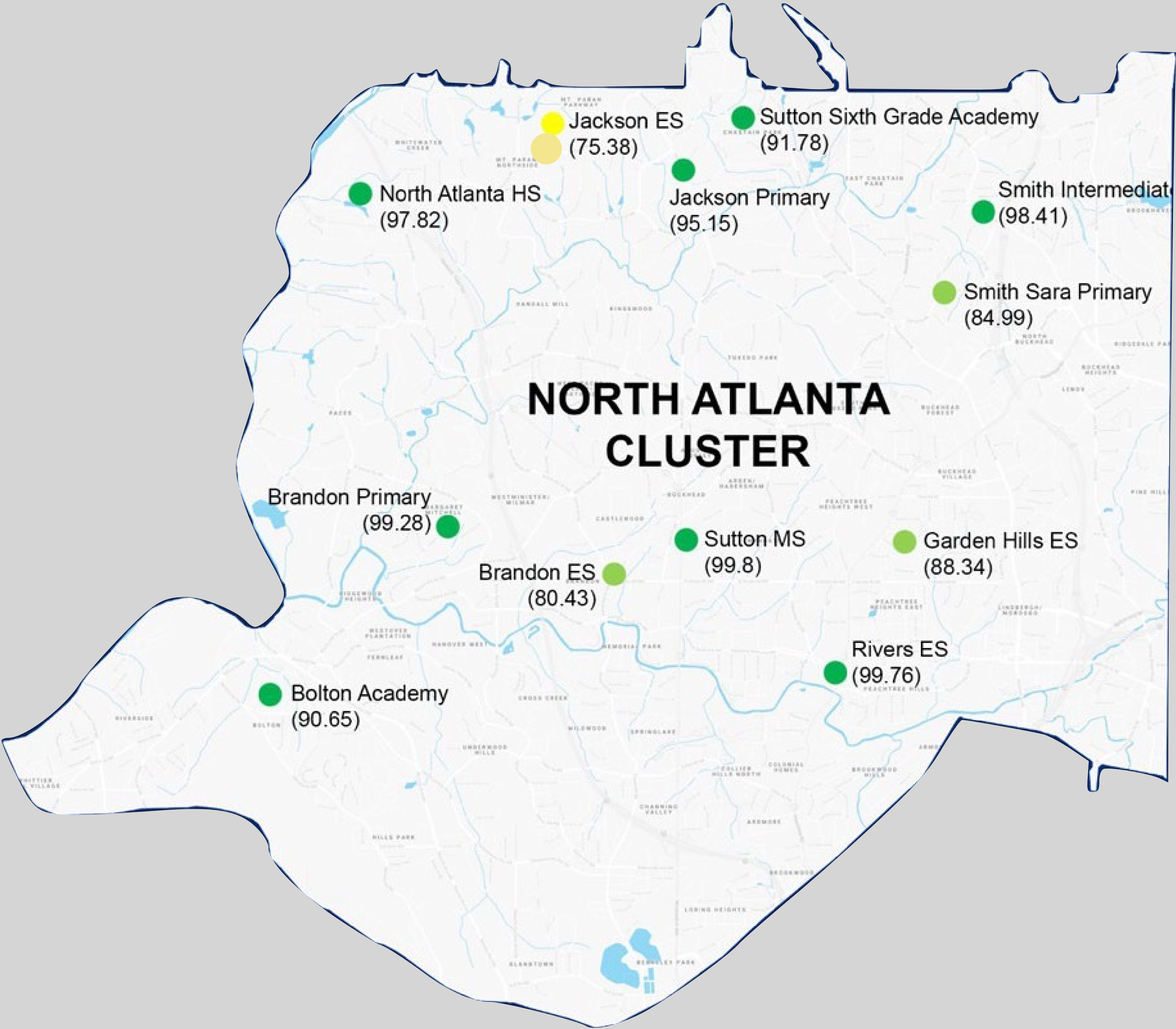


# FACILITIES CONDITION SCORES (FCA)

## NORTH ATLANTA CLUSTER

Facility Name	FCA Score
Sutton Middle	99.80
Rivers, E Elementary	99.76
Brandon Primary	99.28
Smith Intermediate	98.41
North Atlanta High	97.82
Jackson Primary	95.15
Sutton Sixth Grade Academy	91.78
Bolton Academy	90.65
Garden Hills Elementary	88.34
Smith, Sara Primary	84.99
Brandon Elementary	80.43
Jackson Elementary	75.38

Facility Assessment Reports:  
<https://www.atlantapublicschools.us/Page/43927>



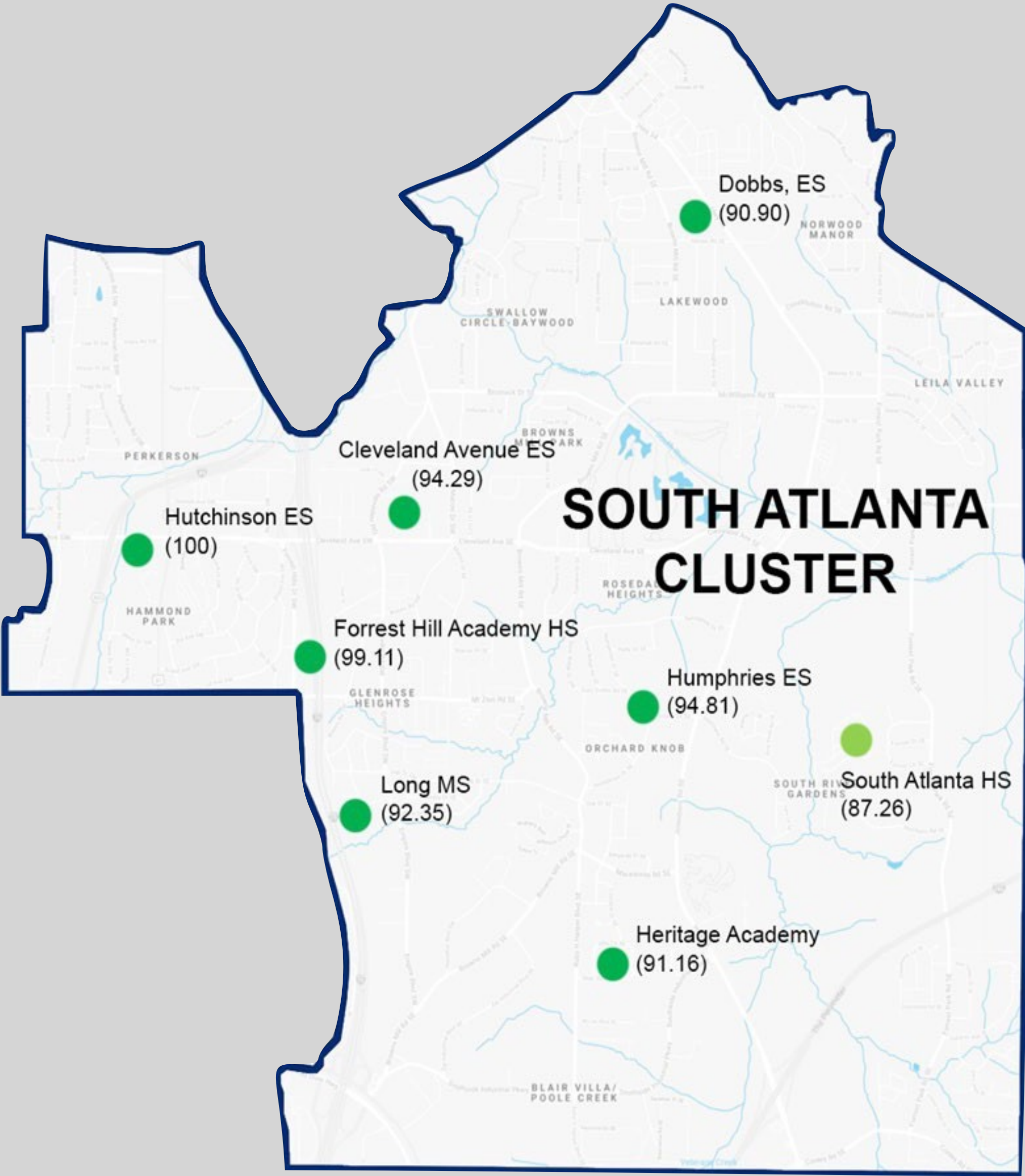
Excellent FCA Score > 90	Good FCA Score 80-89	Fair FCA Score 70-79	Poor FCA Score 60-69	Unsatisfactory FCA Score < 60
-----------------------------	-------------------------	-------------------------	-------------------------	----------------------------------

# FACILITIES CONDITION SCORES (FCA)

## SOUTH ATLANTA CLUSTER

Facility Name	FCA Score
Hutchinson Elementary	100.00
Forrest Hill Academy HS	99.11
Humphries Elementary	94.81
Cleveland Avenue Elementary	94.29
Long Middle	92.35
Heritage Academy	91.16
Dobbs Elementary	90.90
South Atlanta High	87.26

Facility Assessment Reports:  
<https://www.atlantapublicschools.us/Page/43927>



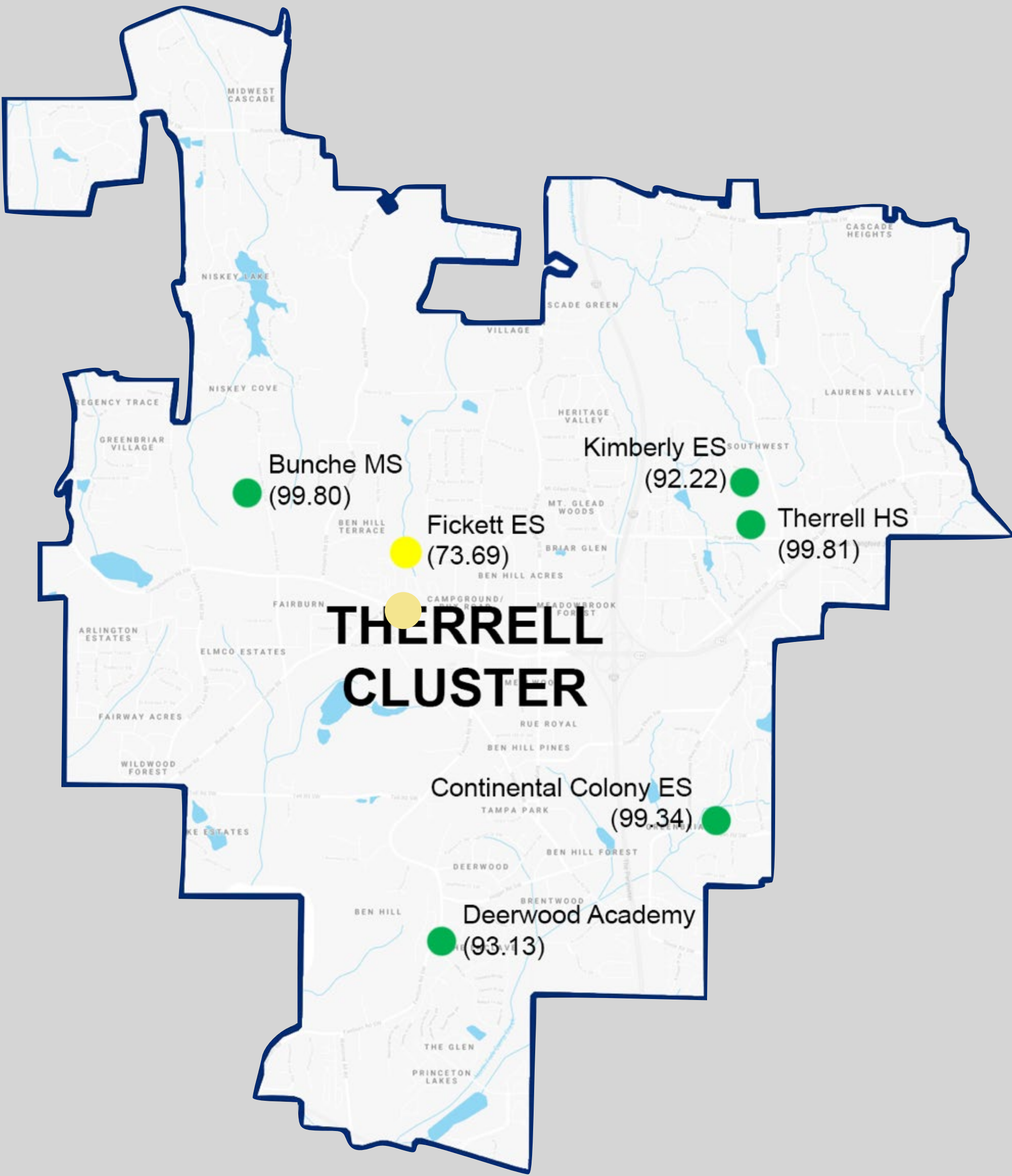
Excellent FCA Score > 90	Good FCA Score 80-89	Fair FCA Score 70-79	Poor FCA Score 60-69	Unsatisfactory FCA Score < 60
-----------------------------	-------------------------	-------------------------	-------------------------	----------------------------------



# FACILITIES CONDITION SCORES (FCA) THERRELL CLUSTER

Facility Name	FCA Score
Therrell High	99.81
Bunche Middle	99.80
Continental Colony Elementary	99.34
Deerwood Academy	93.13
Kimberly Elementary	92.22
Fickett Elementary	73.69

Facility Assessment Reports:  
<https://www.atlantapublicschools.us/Page/43927>

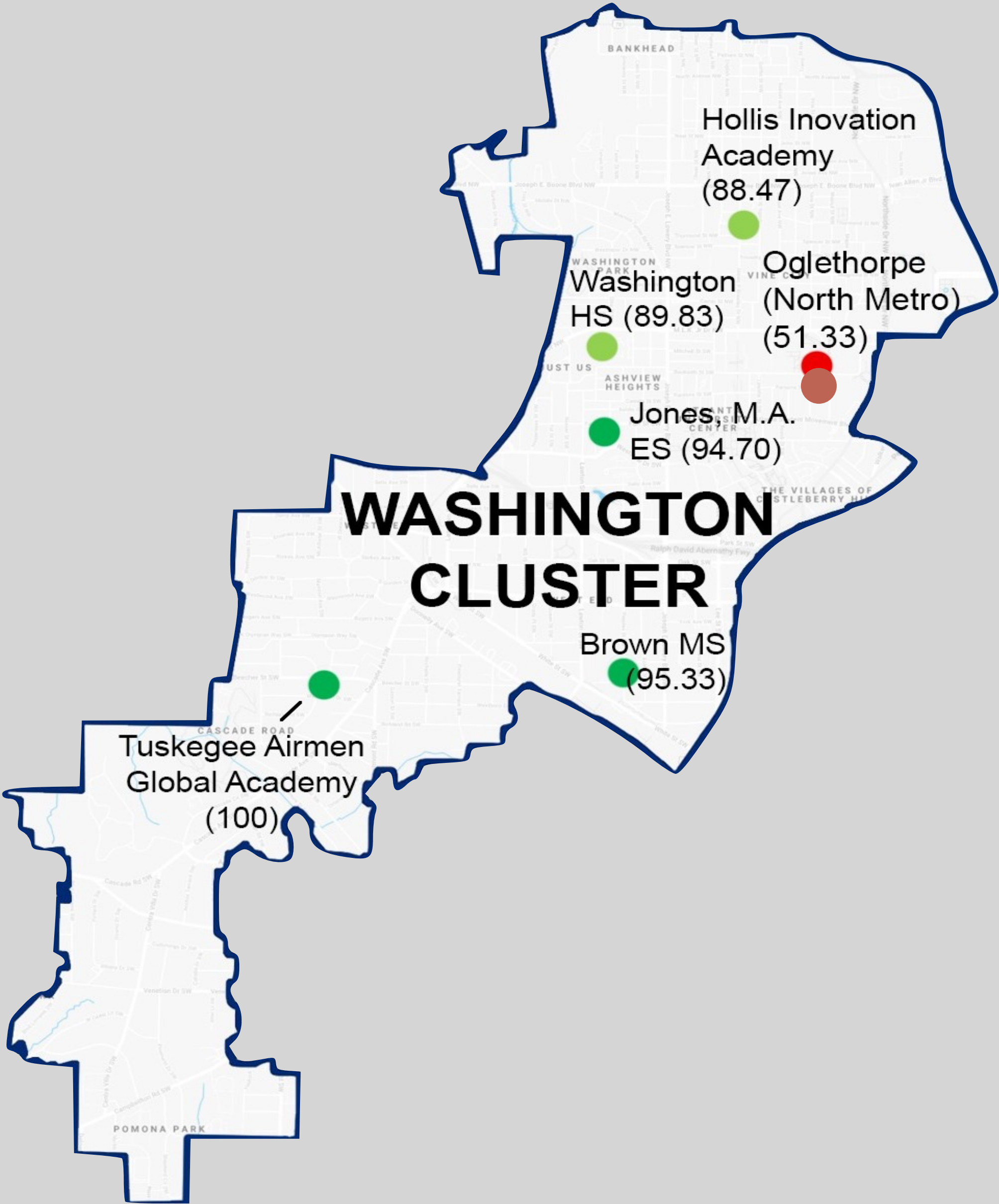


Excellent FCA Score > 90	Good FCA Score 80-89	Fair FCA Score 70-79	Poor FCA Score 60-69	Unsatisfactory FCA Score < 60
-----------------------------	-------------------------	-------------------------	-------------------------	----------------------------------

# FACILITIES CONDITION SCORES (FCA) WASHINGTON CLUSTER

Facility Name	FCA Score
Tuskegee Airmen Global Academy	100.00
Brown Middle	95.33
Jones, M.A. Elementary	94.70
Washington High	89.83
Hollis Innovation Academy	88.47
Oglethorpe (North Metro)	51.33

Facility Assessment Reports:  
<https://www.atlantapublicschools.us/Page/43927>



Excellent FCA Score > 90	Good FCA Score 80-89	Fair FCA Score 70-79	Poor FCA Score 60-69	Unsatisfactory FCA Score < 60
-----------------------------	-------------------------	-------------------------	-------------------------	----------------------------------



# FACILITIES CONDITION SCORES (FCA): CHARTER SCHOOLS (APS OWNED)

Facility Name	FCA Score
Centennial Place ES (Centennial Place Academy)	97.23
Blalock (KIPP SOUL)	92.09
Adamsville Primary School (Kindezi School)	91.96
Herndon ES (KIPP Ways)	90.07
Slaton ES (Atlanta Neighborhood Charter)	80.04
Archer High School (Westside Atlanta Charter)	77.70
Turner MS (KIPP Atlanta Collegiate)*	68.89
Cook ES (Wesley International Academy)	67.76
Waters ES (KIPP Visions Academy)	53.45
Hill, C.W. ES (The Kindezi School)	47.24

\*KIPP sponsored renovation and addition – anticipated competition : June 2021  
 \*APS sponsored roof replacement – anticipated completion: June 2021

Facility Assessment Reports:  
<https://www.atlantapublicschools.us/Page/43927>



Excellent FCA Score > 90	Good FCA Score 80-89	Fair FCA Score 70-79	Poor FCA Score 60-69	Unsatisfactory FCA Score < 60
-----------------------------	-------------------------	-------------------------	-------------------------	----------------------------------



# FACILITIES CONDITION SCORES (FCA): RELOCATION FACILITIES

Facility Name	FCA Score
Inman MS (Morningside relocation site)	89.95
Fain ES (West Manor relocation site)	87.17
Connally Elementary School	71.18
Campbell Building	67.92
Grove Park (Woodson Park Academy – KIPP)	66.70
East Lake Elementary School	66.55
Coan Middle School	63.80
Bethune ES (Barack and Michelle Obama Academy relocation site)	56.59
Towns Elementary School (Not used)	55.31
White Elementary School (Not used)	55.19
Capitol View Elementary School (Not used)	47.60

Facility Assessment Reports:  
<https://www.atlantapublicschools.us/Page/43927>



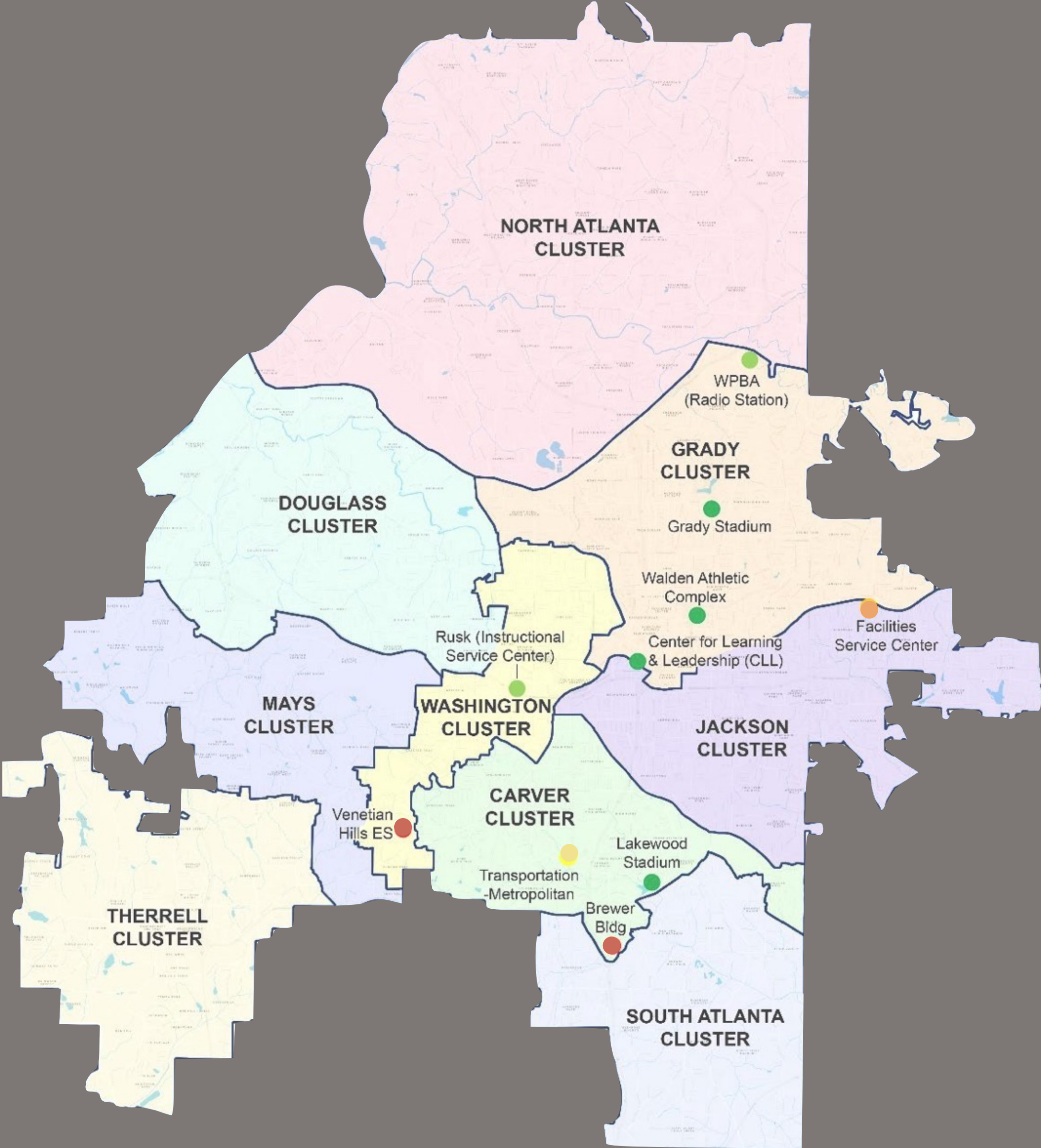
Excellent FCA Score > 90	Good FCA Score 80-89	Fair FCA Score 70-79	Poor FCA Score 60-69	Unsatisfactory FCA Score < 60
-----------------------------	-------------------------	-------------------------	-------------------------	----------------------------------



# FACILITIES CONDITION SCORES (FCA): OTHER FACILITIES

Facility Name	FCA Score
Walden Athletic Complex	100.00
Grady Stadium	99.77
Lakewood Stadium	99.73
Center for Learning and Leadership (CLL)	97.47
Rusk (Instructional Service Center)	82.05
WPBA (Radio Station)	80.13
Transportation -Metropolitan	71.49
Facilities Service Center	64.51
Venetian Hills Elementary School (Not used)	41.53
Brewer Building	34.94

Facility Assessment Reports:  
<https://www.atlantapublicschools.us/Page/43927>



Excellent FCA Score > 90	Good FCA Score 80-89	Fair FCA Score 70-79	Poor FCA Score 60-69	Unsatisfactory FCA Score < 60
-----------------------------	-------------------------	-------------------------	-------------------------	----------------------------------

# CURRENT AND PROJECTED NEEDS

Cluster	Gross Area	FCAScore	Current Needs2019	4-Year Needs2019-2022	5-Year Needs2023-2027
Atlanta Public Schools	12,602,827	88.24	\$318,276,053	\$454,563,735	\$469,496,866
Carver Cluster	1,076,727	89.72	\$22,648,899	\$39,102,758	\$43,456,957
Douglass Cluster	1,471,896	91.60	\$27,238,271	\$40,304,230	\$53,728,575
Grady Cluster	893,229	92.98	\$12,310,181	\$20,117,260	\$22,487,167
Jackson Cluster	1,256,653	90.69	\$25,024,423	\$39,044,798	\$60,527,474
Mays Cluster	837,679	91.81	\$14,262,501	\$18,153,317	\$20,024,755
N. Atlanta Cluster	1,765,971	94.44	\$21,446,636	\$30,234,472	\$55,675,824
S. Atlanta Cluster	886,298	91.98	\$14,813,872	\$32,094,511	\$51,114,623
Therrell Cluster	767,021	95.40	\$7,493,332	\$9,575,542	\$22,325,515
Washington Cluster	912,784	89.85	\$20,262,632	\$24,635,461	\$40,400,748
Charter Schools	1,012,784	75.89	\$50,008,275	\$80,063,296	\$29,692,470
Other Facilities	721,545	81.43	\$36,593,290	\$39,342,535	\$42,256,843
Relocation Sites	1,000,240	68.05	\$66,173,741	\$81,895,555	\$27,805,915

Excellent FCA Score > 90	Good FCA Score 80-89	Fair FCA Score 70-79	Poor FCA Score 60-69	Unsatisfactory FCA Score < 60
-----------------------------	-------------------------	-------------------------	-------------------------	----------------------------------



FACILITY  
PROJECTED NEEDS  
  
IN ORDER TO  
MAINTAIN CURRENT  
CONDITIONS

Year	Capital Renewal	Funding Needs	FCA Score
2019	\$0	\$0	88.24
2020	\$45,229,422	\$0	86.57
2021	\$24,987,379	\$0	85.65
2022	\$66,070,884	\$0	83.21
2023	\$48,772,465	\$0	81.41
2024	\$183,272,329	\$0	74.64
2025	\$122,388,946	\$0	70.12
2026	\$69,071,913	\$0	67.56
2027	\$45,991,213	\$0	65.86
2028	\$63,778,903	\$0	63.51
2029	\$198,585,353	\$0	56.17
2030	\$112,175,703	\$0	52.03
2031	\$124,464,310	\$0	47.43
2032	\$51,565,834	\$0	45.53
Total	\$1,156,354,654	\$0	

Excellent FCA Score > 90	Good FCA Score 80-89	Fair FCA Score 70-79	Poor FCA Score 60-69	Unsatisfactory FCA Score < 60
-----------------------------	-------------------------	-------------------------	-------------------------	----------------------------------

---


# SPLOST 2022 Resolution



# APS PARTICIPATES IN SPLOST REFERENDA IN 2 COUNTIES

## **Fulton County SPLOST:**

APS is coupled by law with  
Fulton Co. Public Schools



## **DeKalb County SPLOST:**

APS is coupled by law with  
DeKalb Co. Schools and  
Decatur City Schools



# SPLOST 2022 REVENUE PROJECTIONS

## FULTON COUNTY

	Fulton County Schools		APS-Fulton		Total Fulton County	
Fiscal Year	Base	Conservative	Base	Conservative	Base	Conservative
2023	224,570,717.60	201,717,744.52	114,403,950.47	102,761,869.85	338,974,668.07	304,479,614.37
2024	233,908,999.26	209,605,954.20	119,161,188.30	106,780,391.76	353,070,187.56	316,386,345.96
2025	242,533,679.01	216,785,192.70	123,554,893.08	110,437,739.67	366,088,572.09	327,222,932.37
2026	251,432,649.16	224,310,072.60	128,088,330.70	114,271,169.06	379,520,979.86	338,581,241.66
2027	260,951,295.43	232,457,317.32	132,937,452.39	118,421,652.22	393,888,747.82	350,878,969.54
Total	1,213,397,340.45	1,084,876,281.33	618,145,814.95	552,672,822.57	1,831,543,155.40	1,637,549,103.90





# SPLOST 2022 REVENUE PROJECTIONS

## DEKALB COUNTY

	DeKalb County Schools		City of Decatur Schools		APS-DeKalb		Total DeKalb County	
Fiscal Year	Base	Conservative	Base	Conservative	Base	Conservative	Base	Conservative
2023	137,440,679.74	119,210,530.53	7,551,685.70	6,550,029.15	6,041,348.56	5,240,023.32	151,033,714.00	131,000,583.00
2024	143,195,213.07	123,669,778.96	7,867,868.85	6,795,042.80	6,294,295.08	5,436,034.24	157,357,377.00	135,900,856.00
2025	148,385,666.52	127,635,797.38	8,153,058.60	7,012,955.90	6,522,446.88	5,610,364.72	163,061,172.00	140,259,118.00
2026	153,879,574.94	131,897,322.83	8,454,921.70	7,247,105.65	6,763,937.36	5,797,684.52	169,098,434.00	144,942,113.00
2027	159,872,859.51	136,598,335.51	8,784,223.05	7,505,403.05	7,027,378.44	6,004,322.44	175,684,461.00	150,108,061.00
Total	742,773,993.78	639,011,765.21	40,811,757.90	35,110,536.55	32,649,406.32	28,088,429.24	816,235,158.00	702,210,731.00



# SPLOST 2022 REVENUE PROJECTIONS

## APS TOTAL

	APS Fulton		APS DeKalb		APS Total	
Fiscal Year	Base	Conservative	Base	Conservative	Base	Conservative
2023	114,403,950.47	102,761,869.85	6,041,348.56	5,240,023.32	120,445,299.03	108,001,893.17
2024	119,161,188.30	106,780,391.76	6,294,295.08	5,436,034.24	125,455,483.38	112,216,426.00
2025	123,554,893.08	110,437,739.67	6,522,446.88	5,610,364.72	130,077,339.96	116,048,104.39
2026	128,088,330.70	114,271,169.06	6,763,937.36	5,797,684.52	134,852,268.06	120,068,853.58
2027	132,937,452.39	118,421,652.22	7,027,378.44	6,004,322.44	139,964,830.83	124,425,974.66
Total	618,145,814.95	552,672,822.57	32,649,406.32	28,088,429.24	650,795,221.27	580,761,251.81





Fulton County Proposed Authorization: \$1.831B		
District	% of FTEs*	\$Million (B)
<b>APS</b>	<b>34%</b>	<b>\$0.618B</b>
Fulton County Schools	66%	\$1.213B
Total	100%	\$1.831B

DeKalb County Proposed Authorization: \$816.2M		
District	% of FTEs*	\$Million (M)
<b>APS</b>	<b>4%</b>	<b>\$32.6M</b>
City Schools of Decatur	5%	\$40.8M
DeKalb Co.	91%	\$742.8M
Total	100%	\$816.2M

IF VOTERS APPROVE A 2022  
SPLOST REINVESTMENT IN  
NOVEMBER 2021, APPROXIMATELY

**\$650.8M COULD BE  
APPROVED FOR APS**



\*GDOE official October 2019 FTE counts. Official October 2022 FTE counts will be used to determine SPLOST 2022 revenue distributions

SPLOST 2022 PROGRAM  
ALLOCATION  
SUMMARY: **\$650.8M**

PROGRAM REFERREDA CATEGORY	ALLOCATION: \$650.8M
Construction and Renovation	??M
Infrastructure	??M
Athletics Program	??M
Nutrition Program	??M
Safety & Security	??M
Technology	??M
Vehicle Replacement and Transportation Program	??M
Demolition	??M
Property Acquisition	??M
Debt Service	\$39.5M
Program Management	??M
TOTAL	\$39.5M



# SPLOST 2022 Resolution

---

- Board of Education approved two joint resolutions on June 7, 2021, for a November 2021 referendum:
  - Fulton County Referendum: with Fulton County Public Schools (APS, up to \$618.1M)
  - DeKalb County Referendum: with DeKalb County School District and City School of Decatur (APS, up to \$32.7M)
- Combined SPLOST resolution of \$650.8M
- Input from the community on SPLOST 2022: July – September 2021
- Board approval of SPLOST 2022 project list: October 4, 2021
- SPLOST Referenda: November 2, 2021 vote
- If SPLOST 2022 approved, funds start July 1, 2022 (as SPLOST 2017 ends June 30, 2022)

---

# SPLOST 2022 Community Engagement Timeline



# SPLOST 2022 COMMUNITY ENGAGEMENT CALENDAR:

## June 2021

- 7<sup>th</sup> :BOE Meeting: 2019 – 2020 Facilities Condition Assessment
- 7<sup>th</sup> :SPLOST 2020 Website Landing Page
- 16<sup>th</sup> : SPLOST Oversight Committee Meeting
- 18<sup>th</sup> : Deploy SPLOST Website

## July 2021

- Regional SPLOST 2022 Community Engagement and Go Team Meeting #1**
- 15<sup>th</sup> : North Atlanta/Carver/Washington
- 20<sup>th</sup> : Therrell/ Midtown (Grady)/Mays
- 22<sup>nd</sup> : South Atlanta/Jackson/Douglass

## August 2021

- SPLOST 2022 Program Development – APS Administration and Equity Design Team

## September 2021

- 8<sup>th</sup> : Atlanta Board of Education SPLOST 2022 Retreat
- 15<sup>th</sup> : SPLOST Oversight Committee Meeting

## October 2021

- 4<sup>th</sup> : BOE Meeting – Board Consideration of SPLOST 2022 Program Recommendation
- 12<sup>th</sup> : Start of Absentee Voting

## November 2021

- 2<sup>nd</sup> : Deploy SPLOST Website

### Regional SPLOST 2022 Community Engagement and Go Team Meeting #2

- 20<sup>th</sup> : South Atlanta/Jackson/Douglass
- 21<sup>st</sup> : North Atlanta/Carver/Washington
- 23<sup>rd</sup> : Therrell/ Midtown (Grady)/Mays

# SPLOST 2022 Community Engagement

We welcome you to three virtual community engagement sessions to learn about the status of Atlanta Public Schools' facilities and share your feedback on key areas, such as infrastructure, technology, safety & security, and transportation.

Register here: [www.tinyaps.com/?ESPLOST](http://www.tinyaps.com/?ESPLOST)



**July 15<sup>th</sup>, 6pm-7:30pm**  
Carver, N. Atlanta &  
Washington Clusters

**July 20<sup>th</sup>, 6pm-7:30pm**  
Mays, Midtown, & Therrell  
Clusters

**July 22<sup>nd</sup>, 6pm-7:30pm**  
Douglass, Jackson &  
S. Atlanta Clusters

*District-wide and Charter schools should attend  
the session representing their geographic location*

Learn more about E-SPLOST and its impact on APS students:

[www.atlantapublicschools.us/esplost](http://www.atlantapublicschools.us/esplost)

ESPLOST (Educational Special Purpose Local Option Sales Tax)



---

# Questions & Answers

---

# Adjourn